

DotLine® Laser Pulley Alignment Tool

DotLine® Laser Pulley Alignment Tool combines V-belt pulley precision alignment with laser leveling in a single tool!


Waterproof

Indoor and outdoor use

V-belt and sprocket drives
—horizontal and vertical

Minimize belt and pulley wear

Reduce noise and vibration

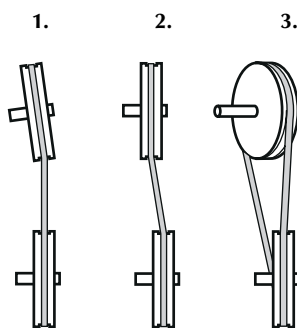


PULLEY ALIGNMENT

Belt Alignment



Tool is mounted magnetically against inside or outside face of pulley and the targets against the face of the opposite pulley. The laser-line projected from the end of the tool onto the targets allows the user to quickly ascertain and correct angular and offset misalignment between the pulleys. Only one person needed to perfectly align your drives!



Pulley Misalignment

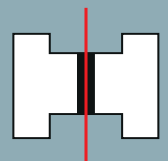
1. Angle
2. Offset
3. Angle/Offset

MULTI-PURPOSE LASER

Permanently calibrated bright red laser easily switches from a dot to a line.



Laser-Dot
for positioning



Laser-Line
for alignment



Versatile.
Mounting magnets on both sides of the tool.



Compact and lightweight.
Firmly attaches even to very small diameter pulleys.



Folding arm with integrated magnet may be extended for added stability.

LASER LEVEL

Horizontal Leveling

Achieved by switching the tool from a line to a dot and placing it on any smooth, flat surface. Using the built-in 5 arc-minute level vial allows user



to establish level and then project it outward to the desired location.

Plumbness



Plumbness, like horizontal leveling, can be checked using the tool's

bottom surface and its built-in 45 arc-minute vials.

TECHNICAL DATA

Made in USA

CE

Order No.	L 1000
Laser safety class	Class 2
Laser beam power	< 1mW
Safety precautions	Do not stare into beam
Laser compliance	CFR parts 1040.10 & 1040.11
Laser wavelength	635nm, visible bright red
Laser calibration	Permanently calibrated in factory
Environmental protection	IP 67 (waterproof, dustproof), shockproof
Temperature	Operating 14°F to 122°F (-10°C to 50°C) Storage -40°F to 176°F (-40°C to 80°C)
Dimensions (L x H x W)	Min. 9" x 2" x 5/8" (229 x 51 x 16 mm) Max. 9" x 2" x 1-1/4" (229 x 51 x 32 mm)
Weight	1-1/4 lbs. (0.6 kg.)
Tool Housing	Anodized aluminum
Power requirements	3 "AAA" batteries
Operating time	Approx. 20 hours
Pulley diameters	Greater than 2.5 inches (> 64 mm)
Laser Targets	Four magnetized posts with reflective tape (only three required for operation)
Number of vials	Three vials: 1 level, 2 plumb
Horizontal level vial resolution	> ± 1/4 inch/100 feet (> ± 1 mm/5 m)
Horizontal level vial sensitivity	5 minutes of arc
Plumb vials resolution	> ± 1/4 inch/40 feet (> ± 1 mm/2 m)
Plumb vials sensitivity	45 minutes of arc
Dot measurement distance	100 feet (30 m)
Distance from laser dot to level bottom	5/8 inch (16 mm)
Dot height accuracy from level bottom	1/16 inch/100 feet (1.6 mm/30 m)
Distance from laser line to magnetized sides	5/16 inch (8 mm)
Line measurement distance	50 feet (15 m)
Line measurement accuracy	20 arc-seconds
Line width @36 inches (@914 mm)	< 0.050 inch (< 1 mm)
Dot divergence	< 0.8 mrad
Dot cross-section	0.200" x 0.045" nominal @36 inches (5 mm x 1 mm nominal @914 mm)



(305) 591-8935 • Fax: (305) 591-1537
info@ludeca.com • www.ludeca.com
1425 NW 88th Avenue, Miami, FL 33172

Local Distributor:

